

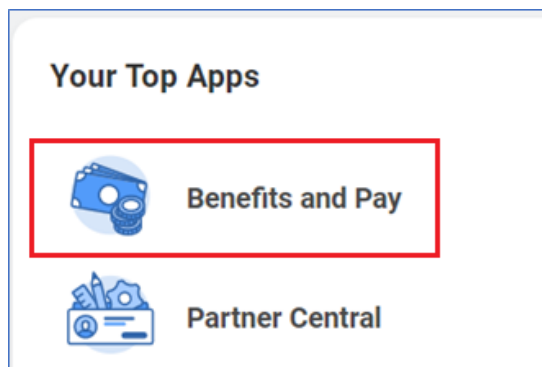
Opting for Electronic 1095-C



Opting for Electronic 1095

From the Benefits worklet:

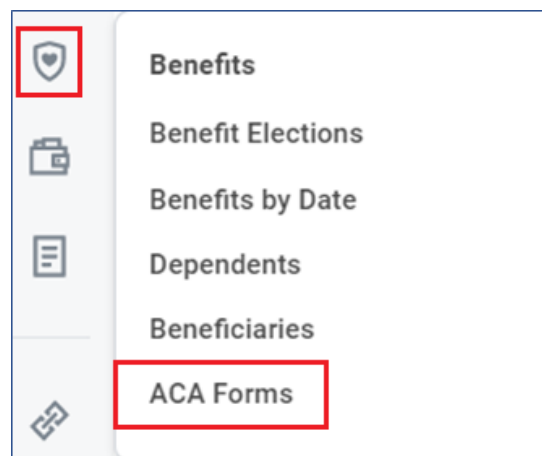
1. Click **Benefits and Pay** on your Workday homepage



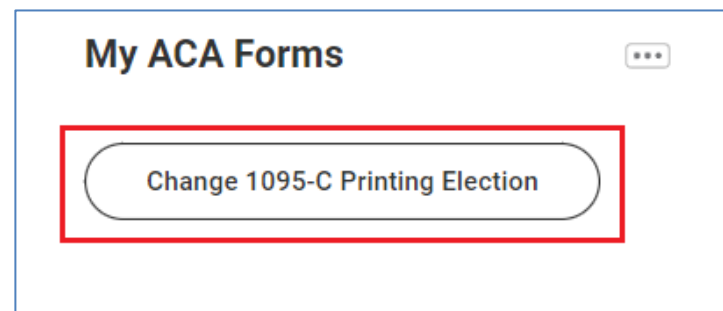
2. Click on the **Benefits** Icon



3. Click on **ACA Forms**.



4. Click on **Change 1095-C Printing Election**



5. Click on **Receive Electronic Copy of 1095c**. Click the **OK** button

Change 1095-C Printing Election	
Worker	Marbella Dover
Last Updated	12/06/2022
Current 1095-C Printing Election	You are currently not receiving a paper copy of your 1095-C Tax Document
New Election	<input type="radio"/> Receive both electronic and paper copies of 1095-C <input checked="" type="radio"/> Receive electronic copy of 1095-C
<input type="button" value="OK"/> <input type="button" value="Cancel"/>	